

QV - Play on rear axle/cassette




- socket 7 and 8
- screwdriver

You notice that you can no longer shift smoothly. The chain rattles on every sprocket. The

cause may be that the rear axle has moved slightly ... First check where the cassette is and whether it is better to move the left or right axle. You don't want the cassette to hit the frame.

If you have disc brakes, the discs will slide with the axle and you may have to readjust the calipers if the blocks touch the discs.





Pic 1:

First loosen this bolt.


Pic 2a/b:

Slide the axle to the right using a screwdriver.



Pic 3:

Then loosen this bolt.



Pic 4:

Slide the clamp to the left against the bearing and retighten that bolt.

Finally, you also slide the other clamp against the bearing and fasten the bolt.



Pic 5:

Move the cassette vigorously from left to right to check for any play.

